



CITROËN BERLINGO





303
002568





THE LEGEND GROWS. THE CITROËN BERLINGO: IT'S THE LATEST CHAPTER IN A LEGEND AND THE NEWEST VERSION OF A FAMOUSLY HARD WORKING, PRACTICAL AND COMFORTABLE VAN.

NOW THE LEGEND GROWS FURTHER, BECAUSE THE CITROËN BERLINGO IS BIGGER WHERE IT REALLY COUNTS, MORE ACCOMMODATING AND MORE SECURE. IT'S ALSO MORE STYLISH, WITH A SMOOTH PROFILE, FLOWING LINES AND TOUGH WRAP AROUND BUMPERS – NOT TO MENTION THAT BOLD, INSTANTLY RECOGNISABLE DOUBLE CHEVRON GRILLE – A LEGEND DESERVES NOTHING LESS.

> CONTENTS: 4 THE LEGEND GROWS 6 LOAD SPACE 7 EVERYDAY FEATURES 8 CABIN FEATURES 10 ENVIRONMENTAL 11 SAFETY 12 RANGE OVERVIEW 14 COLOUR, TRIM & WHEEL OPTIONS 15 OPTIONS 16 EQUIPMENT SPECIFICATION 18 TECHNICAL SPECIFICATION 20 ACCESSORIES 21 ENVIRONMENTAL COMMITMENT 22 FINANCE, CARE & INSURANCE 23 GLOSSARY & DIMENSIONS





14:02

FM MUSIC

27°C

FM 101.70 MHz

SEE USER

MUSIC

SOURCE

BAND

PRESET

LIST

FM 101.70 MHz

SEE USER

A/C

A/C

A/C

LOCK

LOCK

LOCK

LOCK

LOCK

LOCK

LOCK

LOCK

LOCK

LOCK

LOCK

LOCK

LOCK

LOCK

LOCK

LOCK

LOCK

LOCK

LOCK

LOCK

LOCK

LOCK

LOCK

LOCK

LOCK

LOCK

LOCK

LOCK

LOCK

LOCK

LOCK

LOCK

LOCK

LOCK

LOCK

LOCK

LOCK

SPACE STORY. YOU'RE IN UNEXPLORED TERRITORY WITH THE CITROËN BERLINGO'S LOAD VOLUME AND SUPER-FLEXIBLE CAPACITY. UP TO 885KG PAYLOAD AND A SERIOUSLY USEFUL 4.1 CUBIC METRES OF INNER SPACE ON PANEL VANS.

VITALLY, THIS MEANS THAT TWO EUROPALLETS CAN BE LOADED STRAIGHT IN. WE DON'T HAVE TO TELL YOU HOW MUCH EASIER LIFE HAS JUST BECOME... ACCESSING THIS INNER WORLD IS MADE EASY BY REAR DOORS THAT SWING OUT TO LEAVE A YAWNING 180 DEGREE OPENING – PERFECT FOR BACKING RIGHT UP TO LOADING BAYS.

› EVERYTHING IN ITS PLACE

The Citroën Berlingo features numerous load retention configurations, so whatever you need to transport, you can do so safely with minimal hassle.

› THE BULKHEAD

A range of bulkheads are available, including an easy to configure half-height steel bulkhead with removable panel. This helps you divide up the load space how you need to – this is modularity at its very best. Place the removable bulkhead panel behind the driver's seat, fold forward the passenger seat and you've freed up enough space to take really long, awkward loads.

› ANCHORAGE POINTS

The Citroën Berlingo's load space features six chrome-plated anchorage points and LX (excluding e-HDi 90 Airdream ETG6 L1 625), XTR+ and Enterprise models have a tough synthetic floor cover to shrug off scuffs.



IT'S YOUR STORY. THE CITROËN BERLINGO IS INGENUOUSLY FLEXIBLE SO THAT ANYTHING YOU NEED TO LOAD AND CARRY CAN BE SWALLOWED WITHOUT A HEADACHE.

A BIG, UNINTERRUPTED LOAD FLOOR AND A CABIN PACKED WITH NEAT MODULAR FUNCTIONS MEAN THAT THIS IS A HARD WORKING VAN THAT ADAPTS TO YOUR NEEDS. FOR ULTIMATE EASY LOADING, NEARSIDE SLIDING SIDE LOADING DOOR IS STANDARD ON L1 LX, XTR+ AND ENTERPRISE MODELS AND ALL L2 MODELS FEATURE TWIN SLIDING SIDE LOADING DOORS. BOTH ARE OPTIONAL ON L1 X MODELS.

› BLUE SKY THINKING

The optional opening roof flap on L1 versions allows you to carry awkward long loads whilst keeping all doors securely locked.

› REINVENTING THE SEAT

The Citroën Berlingo LX, XTR+ and Enterprise's modular EXTENSO® cabin is truly in the Citroën innovative tradition.

› MOBILE OFFICE

The middle seat backrest can be folded forward to provide you with a desk on the move, whilst the passenger seat base folds up cinema-style to accommodate a fragile load in the footwell. You can fold the passenger seat completely flat to take on a load up to 3m on L1 versions and 3.25m on L2 versions.

› CREW VAN

If you need to transport extra personnel, the Citroën Berlingo Crew Van offers maximum flexibility. Its ingenious design features a rear bench seat and headrests for additional crew members with an integrated protective mesh upper bulkhead, separating them from the load area behind. If unoccupied, the bench can be folded fully and tipped on end as the bulkhead slides forward. This creates a bulkhead behind the front seats, protecting the front passengers and opening up the load area to 3.4m³.





WORK IN YOUR COMFORT ZONE.

GET BEHIND THE WHEEL OF YOUR NEW CITROËN BERLINGO AND YOU'LL QUICKLY APPRECIATE THE TACTILE QUALITY AND FINISH OF YOUR SURROUNDINGS.

BIG ON COMFORT, THIS IS A SERIOUS WORK SPACE, WITH ERGONOMIC EFFICIENCY BRINGING YOU A PERFECTLY PLACED GEAR LEVER, HEIGHT AND REACH ADJUSTABLE STEERING WHEEL AND A HEIGHT-ADJUSTABLE DRIVER'S SEAT STANDARD ON ALL MODELS. NATURALLY THIS COMFORT ZONE IS ALSO HIGHLY PRACTICAL. FROM THE GLOVE BOX TO AN UNDER-SEAT DRAWER, YOU'LL FIND THERE'S A PLACE FOR EVERYTHING.



› FOR YOUR EYES ONLY

A feature of the EXTENSO® cabin is a 7.5 litre storage box that sits safely under the middle seat – away from view.

› BETWEEN THE SEATS

Standard on X models is a quickly removable 13 litre storage compartment that sits between the front seats.

› INSTANT ACCESS

A storage compartment under the driver's seat is ideal for those items that you need to access fast.

› YOUR ENVIRONMENT

Choose air conditioning for the right temperature throughout the seasons.

› YOU'RE IN CONTROL

The multi-function on-board trip computer is linked to the audio system and brings you information such as distance travelled or average fuel consumption. The Bluetooth® system with USB socket, standard on Enterprise and optional on other models, lets you make and receive calls without your eyes leaving the road.

› AT YOUR FINGERTIPS

Around the height and reach adjustable steering wheel are grouped quickly accessible controls and plenty of useful storage spaces.

› EVERYTHING IN ITS PLACE

The Citroën Berlingo features a 4.1 litre glove box behind the steering wheel – practical and perfectly placed.



› OVER AND ABOVE

The full width overhead storage shelf is tailor-made for folders and paperwork and are easy to access.





THE BALANCE OF POWER. EACH CITROËN BERLINGO BRINGS YOU A BALANCE OF PERFORMANCE, RELIABILITY AND ECONOMY.

BUT OUR CHOICE OF PETROL AND DIESEL ENGINES DON'T ONLY WORK FOR YOU: THEY WORK HARD TO MINIMISE ENVIRONMENTAL IMPACT TOO, AS YOU WOULD EXPECT FROM A MANUFACTURER WHOSE ENVIRONMENTAL CREDENTIALS ARE AMONGST THE VERY BEST.



With the proven credentials and environmental performance of Citroën HDi direct injection engines as inspiration, e-HDi adds a new environmental dimension with a smooth, simple Stop & Start system. The results are a dramatic reduction in both fuel consumption and CO₂ emissions, combined with responsive performance wherever you go.

THE SAFETY EXPERT. CITROËN BERLINGO SPECIALISES IN YOUR SAFETY. IT'S PACKED WITH TECHNOLOGY – BOTH STANDARD AND OPTIONAL – THAT'S WORKING HARD ON YOUR BEHALF.

THERE'S CRUISE CONTROL WITH DRIVER ADJUSTABLE SPEED LIMITER, ANTI-LOCK BRAKING SYSTEM (ABS), ELECTRONIC BRAKEFORCE DISTRIBUTION (EBD) AND ELECTRONIC STABILITY CONTROL (ESC). SAFE, ADVANCED, PIONEERING, A PROTECTIVE WORK MATE: IN OTHER WORDS A CITROËN VAN.

> GOOD START


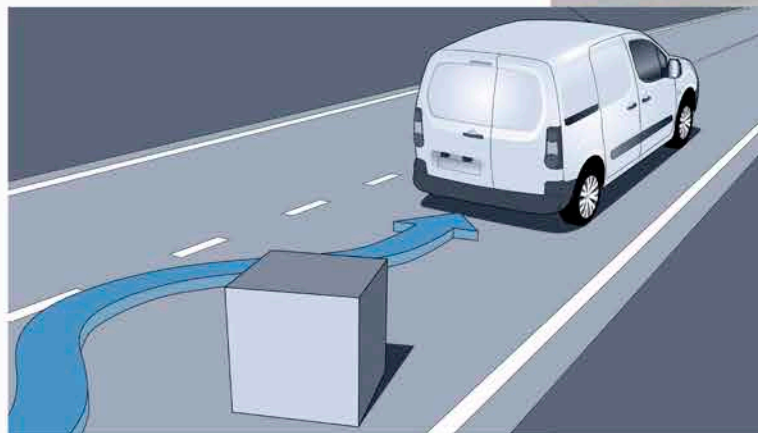

The Hill Start Assist function makes smooth, safe hill starts a certainty. Linked to the Electronic Stability Control (ESC) standard on the e-HDi 90 Airdream ETG6 model, it holds your vehicle long enough for you to shift from brake to accelerator and get going.

> ANTI-LOCK BRAKING SYSTEM (ABS)

With car-like roadholding and Anti-lock Braking System (ABS) as standard, the Citroën Berlingo is designed to keep you out of danger in all conditions.

> AIRBAGS

A driver's airbag is standard on all models and up to three additional airbags can be specified, giving both front and lateral protection. A double airbag, standard on the e-HDi 90 Airdream ETG6 model, optional on all others, looks after your passengers in the event of an impact.



WHICH CITROËN BERLINGO? THAT'S YOUR BUSINESS. THERE ARE NO COMPROMISES IN THE FANTASTIC CITROËN BERLINGO RANGE, SIMPLY CHOICES. YOU'LL KNOW WHICH SPEC IS RIGHT FOR YOUR NEEDS.

THERE ARE FOUR MODELS TO CHOOSE FROM - X, LX, XTR+ AND ENTERPRISE. WHICHEVER YOU GO FOR YOU'LL GET ABS, VARIABLE POWER ASSISTED STEERING, HEIGHT AND REACH ADJUSTABLE STEERING WHEEL AND PLENTY MORE BUSINESS FOCUSED EQUIPMENT. TO MAKE A CITROËN BERLINGO YOUR CITROËN BERLINGO, WE ALSO OFFER NUMEROUS OPTIONS, ALL DESIGNED TO MAKE WORK ON THE MOVE EASIER, MORE ENJOYABLE AND EXTRA EFFICIENT.



› CITROËN BERLINGO X
SPECIFICATION INCLUDES:

- ABS
- Driver's airbag
- Variable power assisted steering
- RDS stereo radio/MP3 compatible CD player
- Two asymmetrical unglazed rear doors (excludes Platform Cab)
- Multi-function on-board trip computer
- Two individual front seats
- Open backed cab (Platform Cab only)
- **Standard Equipment Pack** – central locking and front electric windows
- Fully folding, three-passenger rear bench seat with integrated, sliding mesh upper bulkhead (Crew Van only)
- Twin unglazed sliding side loading doors (Crew Van only)
- **Smartnav** – 3 years' Smartnav Touchscreen routes, up to 100 routes per month, 3 years' Trackstar Stolen Vehicle Tracking, 3 years' automatically downloaded live traffic information, 10 Personal Assistant Smartnav routes and 3 months' Safe Speed safety camera alerts (excludes Platform Cab)

› CITROËN BERLINGO LX SPECIFICATION
IN ADDITION TO X INCLUDES:

- **Super Plus Pack** – high-frequency multi-function flip remote control central locking with deadlocks, front electric windows with 'one-touch' operation and anti-pinch and electrically adjustable door mirrors
- EXTENSO® modular folding passenger bench seat
- Nearside sliding side loading door
- Offside sliding side loading door (L2 models only)
- Electronic Stability Control (ESC) with traction control and Hill Start Assist function (e-HDi 90 Airdream ETG6 model only)
- Cruise control with driver-adjustable speed limiter (e-HDi 90 Airdream ETG6 model only)

› CITROËN BERLINGO XTR+ SPECIFICATION
IN ADDITION TO LX INCLUDES:

- **Reinforced Mobility Pack** – limited-slip differential, raised suspension, underbody protection and Kleber Transalp 2 tyres (set of four plus one spare)

› CITROËN BERLINGO ENTERPRISE SPECIFICATION
IN ADDITION TO LX INCLUDES:

- **Connecting Box** – Bluetooth® system with USB socket
- Air conditioning
- Rear parking sensors

	X	LX	XTR+	ENTERPRISE
PETROL ENGINE AVAILABILITY				
1.6i 95 manual L1 625 Panel Van	•	•		
DIESEL ENGINE AVAILABILITY				
HDi 75 manual L1 625 Panel Van	•	•		•
HDi 90 manual L1 625 Panel Van		•	•	
e-HDi 90 Airdream manual L1 625 Panel Van		•	•	
e-HDi 90 Airdream ETG6 L1 625 Panel Van		•		
HDi 90 manual L1 850 Panel Van	•	•		•
HDi 90 manual L2 750 Panel Van	•	•		
e-HDi 90 Airdream manual L2 750 Panel Van		•		
HDi 90 manual L2 725 Crew Van	•			
HDi 90 manual Platform Cab	•			


CITROËN BERLINGO IS ALSO AVAILABLE AS A CREW VAN OR A PLATFORM CAB. THE CREW VAN OFFERS A UNIQUE COMBINATION OF UP TO FIVE SEATS, A 738KG PAYLOAD, EXCEPTIONAL LOAD LENGTH AND A CLASS-LEADING LOAD COMPARTMENT, WHILST THE CITROËN BERLINGO PLATFORM CAB IS A ROBUST, VERSATILE VEHICLE, DESIGNED TO BE ADAPTABLE FOR MANY DIFFERENT KINDS OF SPECIALIST CONVERSION.



COLOURS, TRIMS & WHEEL OPTIONS

WHAT COLOUR SHOULD A LEGEND BE? YOU'LL KNOW WHEN YOU SEE IT. IT'S TIME TO MAKE THE CITROËN BERLINGO YOUR OWN.

BODY COLOURS



Polar White

Black



Passion Red

Pacific Blue¹



Shark Grey (M)

Arctic Steel (M)

TRIM



Standard on all models

Grey 'Gazyban' cloth

15" 'FEROE' WHEEL COVERS

Set of four
Tyres: 195/65 R15



Standard on LX
and Enterprise models

15" 'FEROE' WHEEL COVERS

Set of four
Tyres: 195/70 R15



Standard XTR+ models

(P) Pearlescent (M) Metallic



¹ Special order, features black front grille.

Please note: Colours and pictures shown are for illustration purposes only. Please consult your Dealer for definitive colour and trim/upholstery details.

MAKING YOUR CITROËN BERLINGO A PRECISION INSTRUMENT. CREATE A LOAD SPACE THAT MEETS YOUR NEEDS TO THE MILLIMETRE. BE SAFER OR MORE SECURE. ADD COMFORT... CITROËN BERLINGO BRINGS YOU MANY WELL THOUGHT OUT OPTIONS. YOU CAN DECIDE PRECISELY WHAT GOES INTO YOURS.


> BULKHEADS

A hard working van must carry loads safely, securely and effortlessly. The Citroën Berlingo offers a range of bulkheads, including the standard ladder frame (A) and half-height modular bulkhead with upper mesh (B+C), which separates the load compartment from the cabin. The upper mesh grille provides substantial protection for the driver and passengers, even when carrying a variety of small items. The removable panel is easily stored (C) to accommodate loads up to 3.25 metres long.



> TWIN SLIDING SIDE LOADING DOORS

Choose the twin sliding side loading door option and you create a Citroën Berlingo with total accessibility. Its generous load space will be that much easier to use – from just about any angle.

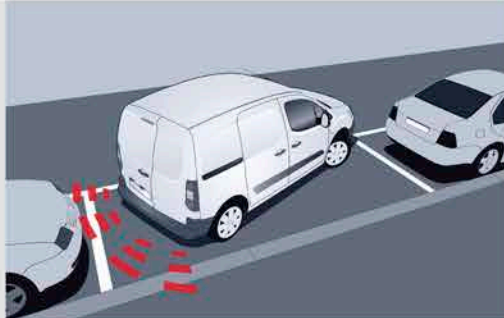


> VISIBILITY PACK

Safe progress is enhanced by optional automatic rain-sensitive windscreen wipers and automatic illumination of headlamps. As weather conditions change, the Citroën Berlingo looks after you.

> REAR PARKING SENSORS

Parking your van shouldn't add to the burden of a busy day. Optional rear parking sensors let you manoeuvre safely and quickly into the tightest spots, fully aware of hidden obstacles. Job done.



OPTION SUMMARY				X		LX		XTR+	ENTERPRISE
L1	L2	L2 CREW VAN	PLATFORM CAB	L1	L2	L1	L2	L1	L1
Connecting Box – Bluetooth® system with USB socket									
○ ^{1/2}	○ ^{1/2}	○ ^{1/2}	○ ^{1/2}	○ ¹	○ ¹	○ ¹	○ ¹	○ ¹	● ¹
Air conditioning									
○ ²	○ ²	○ ²	○ ²	○	○	○	○	○	●
Rear parking sensors									
○	○	○	○	○	○	○	○	○	●
Enterprise Pack – Connecting Box, air conditioning and rear parking sensors									
Converter Pack – reinforced battery, reinforced alternator and reinforced body systems interface (multiplex wiring core)									
○	○	○	●	○	○	○	○	○	○
Hard plastic floor protection in load compartment									
○	○	○	○	● ⁴	●	●	●	●	●
Visibility Pack – automatic rain-sensitive windscreen wipers, automatic illumination of headlamps with 'Guide-me-home' function, heat-reflecting windscreen and front fog lights with static cornering function									
○ ²	○ ²	○ ²	○ ²	○	○	○	○	○	○
Look Pack – body colour front and rear bumpers, door mirrors, door handles and side rubbing strips, front fog lights with body colour and chrome surrounds and LED daylight running lights									
○ ^{2/5}	○ ^{2/5/6}	○ ^{2/5}	○	○ ⁵	○ ^{5/6}	○ ⁵	○ ⁵	○ ⁵	○ ⁵
Front passenger's airbag									
○	○	○	○	● ⁷	●	○	○	○	○
Front lateral airbags									
○ ⁸	○ ⁸	○ ⁸	○ ⁸	○ ⁸	○ ⁸	○ ⁸	○ ⁸	○ ⁸	○ ⁸
Roof flap									
○ ^{9/10}	○	○	○	○ ¹⁰	○	○	○	○ ¹⁰	○ ¹⁰
Two asymmetrical glazed rear doors with rear wiper									
○	○	○	○	○	○	○	○	○	○
Nearside sliding side loading door									
○ ¹¹	○	○	○	○	○	○	○	○	○
Offside sliding side loading door									
○ ¹⁰	○	○	○	○	○	○	○	○	○
Twin sliding side loading doors									
○ ¹⁰	●	●	○	○	○	○	○	○	○
Half-height steel bulkhead with upper mesh grille and removable panel									
○	○	○	○	○	○	○	○	○	○
Cruise control with driver adjustable speed limiter									
○ ²	○ ²	○ ²	○ ²	○ ⁷	○	○	○	○	○
Electronic Stability Control (ESC) with traction control and Hill Start Assist function									
○ ²	○ ²	○ ²	○ ²	○ ⁷	○	○	○	○	○
Grip Control Electronic Stability Control (ESC) with 5-mode traction control and Hill Start Assist function									
○	○	○	○	○ ¹²	○	○	○	○	○ ¹²
Plus Pack – high-frequency multi-function plip remote control central locking, front electric windows with 'one-touch' operation and anti-pinch and electrically adjustable door mirrors									
○	○	○	○	○	○	○	○	○	○
Super Plus Pack – high-frequency multi-function plip remote control central locking with deadlocks, front electric windows with 'one-touch' operation and anti-pinch and electrically adjustable door mirrors									
○	○	○	○	○	○	○	○	○	○
Alarm Pack – anti-theft alarm, high-frequency multi-function plip remote control central locking with deadlocks, front electric windows with 'one-touch' operation and anti-pinch and electrically adjustable door mirrors									
○	○	○	○	○	○	○	○	○	○
Anti-theft alarm									
○	○	○	○	○	○	○	○	○	○
Electrically foldable and heated door mirrors									
○	○	○	○	○	○	○	○	○	○
Metallic/Pearlescent paint									
○	○	○	○	○	○	○	○	○	○
Special order paint									
○ ^{5/14}	○ ^{5/14}	○ ^{5/14}	○ ^{5/14}	○ ^{5/14}	○ ^{5/14}	○ ^{5/14}	○ ^{5/14}	○ ^{5/14}	○ ^{5/14}

● Standard equipment

○ Optional factory fitted equipment

¹ Mobile phone compatibility can vary by phone manufacturer. Please consult your Dealer for further phone compatibility information.

² Includes Plus Pack.

³ Excludes HDi 75 manual 625 and HDi 90 manual 850 models.

⁴ Excludes ETG6 model.

⁵ Look Pack and special order paint are incompatible.

⁶ L2 models retain black rear bumper.

⁷ Standard on ETG6, optional on all other models.

⁸ Includes front passenger's airbag.

⁹ Includes nearside sliding side loading door.

¹⁰ Roof flap and twin sliding side doors or offside sliding side door are not compatible.

¹¹ Standard if optional roof flap is ordered.

¹² Available on 850 models only. Includes Michelin Agilis tyres (195/70 R15).

¹³ Includes electronically adjustable and heated door mirrors.

¹⁴ Includes Pacific Blue. Features black front grille.

EQUIPMENT SPECIFICATION

	X				LX		XTR+	ENTERPRISE
	L1	L2	L2 CREW/VAN	PLATFORM CAB	L1	L2	L1	L1
SAFETY & SECURITY								
ABS	●	●	●	●	●	●	●	●
Electronic Stability Control (ESC) with traction control and Hill Start Assist function	○ ¹	○ ¹	○ ¹		● ²	●	○	○
Driver's airbag	●	●	●	●	●	●	●	●
Front bumper reinforcement bar	●	●	●	●	●	●	●	●
Height-adjustable seat belts	●	●	●	●	●	●	●	●
High level third brake light	●	●	●	●	●	●	●	●
Rear fog light with twin reversing lights	●	●	●	●	●	●	●	●
Transponder immobiliser	●	●	●	●	●	●	●	●
Front seat belt pre-tensioners with force-limiters	●	●	●	●	●	●	●	●
Ladder frame bulkhead	●	●	●	●	●	●	●	●
Standard Equipment Pack – central locking and front electric windows	●	●	●	●	●	●	●	●
Super Plus Pack – high-frequency multi-function plip remote control central locking with deadlocks, front electric windows with 'one-touch' operation and anti-pinch and electrically adjustable door mirrors	○	○	○	○	●	●	●	●
LIGHTING & VISIBILITY								
Height-adjustable halogen headlamps	●	●	●	●	●	●	●	●
Load compartment light	●	●	●	●	●	●	●	●
Two-speed and intermittent speed-sensitive windscreen wipers with flat blades	●	●	●	●	●	●	●	●
Manual door mirrors	●	●	●	●	●	●	●	●
Electrically adjustable door mirrors	○ ³	○ ³	○ ³	● ^{3/4}	●	●	●	●
Automatic illumination of cabin lighting set via a ceiling mounted button	●	●	●	●	●	●	●	●
STYLE								
EXTERIOR								
Side rubbing strips	●	●	●	●	●	●	●	●
Tinted windows	●	●	●	●	●	●	●	●
15" steel wheels (195/65 R15)	●	●	●	●	●	●	●	●
15" steel wheels (195/70 R15)				●			●	●
15" 'Feroe' wheel covers (set of four)				●	●	●	●	●
Two asymmetrical unglazed rear doors	●	●	●	●	●	●	●	●
Nearside sliding side loading door	○ ⁵				●		●	●
Twin sliding side loading doors	○ ⁶	●	●		●			
Open backed cab				●				
INTERIOR								
Carpet on cabin floor	●	●	●	●	●	●	●	●
Hard plastic floor protection in load compartment	○	○			● ⁷	●	●	●
AUDIO/NAVIGATION								
Connecting Box – Bluetooth® system with USB socket	○ ^{1/8}	○ ^{1/8}	○ ^{1/8}	○ ^{1/8}	○ ⁸	○ ⁸	○ ⁸	● ⁸
RDS stereo radio/MP3 compatible CD player	●	●	●	●	●	●	●	●
Smartnav – 3 years' Smartnav Touchscreen routes, up to 100 routes per month, 3 years' Trackstar Stolen Vehicle Tracking, 3 years' automatically downloaded live traffic information, 10 Personal Assistant Smartnav routes and 3 months' Safe Speed safety camera alerts	●	●	●		●	●	●	●

● Standard equipment

○ Optional factory fitted equipment

¹ Includes Plus Pack.

² Standard on ETG6, optional on all other models.

³ Available only as part of optional Plus Pack and Super Plus Pack.

⁴ Includes heated door mirrors on Platform Cab.

⁵ Standard if optional roof flap is ordered.

⁶ Not compatible with optional roof flap.

⁷ Excludes ETG6 model.

⁸ Mobile phone compatibility can vary by phone manufacturer. Please consult your Dealer for further phone compatibility information.

	X				LX		XTR+	ENTERPRISE
	L1	L2	L2 CREW/VAN	PLATFORM CAB	L1	L2	L1	L1
DRIVER INFORMATION								
Multi-function on-board trip computer with trip and mileage recorders	●	●	●	●	●	●	●	●
Rev counter and digital clock	●	●	●	●	●	●	●	●
Door opening warning light and audible lights-on warning	●	●	●	●	●	●	●	●
Maintenance, coolant and oil level indicators	●	●	●	●	●	●	●	●
Fuel gauge and lockable fuel cap	●	●	●	●	●	●	●	●
Handbrake, hazard and indicator warning lights	●	●	●	●	●	●	●	●
Side headlamps and main beam warning lights	●	●	●	●	●	●	●	●
Steel spare wheel	●	●	●	●	●	●	●	●
Cigar lighter	●	●	●	●	●	●	●	●
Audible brake fluid warning	●	●	●	●	●	●	●	●
Converter Pack – reinforced battery, reinforced alternator and reinforced body systems interface (multiplex wiring core)	○	○	○	●	○	○	○	○
Reinforced Mobility Pack – limited-slip differential, raised suspension, underbody protection, 15" Kleber Transalp 2 tyres								●
COMFORT & CONVENIENCE								
Air conditioning	○ ¹	○ ¹	○ ¹	○ ¹	○	○	○	●
Cruise control with driver adjustable speed limiter					● ²	●	○	○
Rear parking sensors	○	○	○		○	○	○	●
Variable power assisted steering with height and reach adjustable steering wheel	●	●	●	●	●	●	●	●
Driver's and passenger's sunvisor	●	●	●	●	●	●	●	●
Laminated windscreen	●	●	●	●	●	●	●	●
Front electric windows	●	●	●	●	●	●	●	●
Front electric windows with 'one-touch' operation and anti-pinch	○ ³	○ ³	○ ³	○ ³	●	●	●	●
12 volt socket in load compartment					●	●	●	●
Comfort Pack – height-adjustable driver's seat with armrest, storage drawer under driver's seat and storage compartment between seats	●	●	●	●				
Comfort Pack – height-adjustable driver's seat with storage drawer under seat					●	●	●	●
SEATING								
Single front passenger seat	●	●	●	●				
EXTENSO® modular folding passenger bench seat					●	●	●	●
Fully folding, three-passenger rear bench seat with integrated, sliding mesh upper bulkhead			●					
STORAGE								
Overhead storage shelf with map-reading lights and glove box	●	●	●	●	●	●	●	●
Door pockets with bottle holders	●	●	●	●	●	●	●	●
Six floor-mounted anchorage points in load compartment	●	●	●	●	●	●	●	●
Three anchorage points on each side of the roof (75kg max load)	●	●	●	●	●	●	●	●



TECHNICAL SPECIFICATION

	PETROL MODELS		DIESEL MODELS				
	X	LX	X				
	625 L1	625 L1	625 L1	850 L1	750 L2	725 L2 CREW VAN	PLATFORM CAB
	1.6i 95 manual	1.6i 95 manual	HDi 75 manual	HDi 90 manual	HDi 90 manual	HDi 90 manual	HDi 90 manual
ENGINE							
Capacity (cc)	1587	1587	1560	1560	1560	1560	1560
Cylinders	4 in line	4 in line	4 in line	4 in line	4 in line	4 in line	4 in line
Bore and stroke (mm)	77.0 x 85.8	77.0 x 85.8	75.0 x 88.3	75.0 x 88.3	75.0 x 88.3	75.0 x 88.3	75.0 x 88.3
Max power CEE (kW/rpm)	72.0/6000	72.0/6000	55.0/4000	66.0/4000	66.0/4000	66.0/4000	66.0/4000
Max torque CEE (Nm/rpm)	152/3500	152/3500	185/1500	215/1500	215/1500	215/1500	215/1500
Fuel system	Multi-point electronic fuel injection		High pressure direct diesel injection				
Euro Status	Euro 5	Euro 5	Euro 5	Euro 5	Euro 5	Euro 5	Euro 5
TRANSMISSION	Five speed manual	Five speed manual	Five speed manual	Five speed manual	Five speed manual	Five speed manual	Five speed manual
PERFORMANCE	All figures driver alone						
Max speed (mph)	101	101	92	99	99	99	99
0-62mph (secs)	13.2	13.2	16.6	12.8	13.4	13.5	12.5
Standing 1000m (secs)	36.3	36.3	37.7	35.0	35.5	35.8	34.0
ECONOMY Litres/100km (mpg)							
Combined	7.1 (39.8)	7.1 (39.8)	5.1 (55.4)	5.0 (56.5)	5.5 (51.4)	5.6 (50.4)	5.6 (50.4)
CO₂ EMISSIONS (g/km)	164	164	133	132	143	147	146
WEIGHTS (kg)	Please note: the maximum plated weights must not be exceeded						
Payload (inc driver)	621	641	641	876	768	738	1000
Kerb weight	1324	1319	1294	1289	1362	1432	1240
Gross Vehicle Weight	1945	1960	1935	2165	2130	2170	2240
Max towing weight braked	1050	1050	995	950	1000	960	900
Max roof rack load	75	75	75	75	75	75	75
BRAKES	ABS standard on all models; Front brakes: Ventilated discs; Rear brakes: Solid discs						
STEERING	Variable power assisted steering						
Turning circle between kerbs (m)	11.0						
SUSPENSION							
Front suspension	Independent MacPherson type struts with triangulated lower wishbone suspension arms; coil springs; integral, telescopic, hydraulic dampers and anti-roll bar						
Rear suspension	Independent trailing arm suspension with semi-deformable crossmember; coil springs; inclined shock absorbers on hydraulic mounts and anti-roll bar						
FUEL TANK CAPACITY Litres (gallons)	60 (13.2)						
LOAD VOLUMES & INTERIOR DIMENSIONS							
Load space volume to back of front seats/with passenger seat folded (m ³)	3.3/3.7	3.3/3.7	3.3/3.7	3.3/3.7	3.7/4.1	2.4/3.4*	
Interior height (mm)	1250	1250	1250	1250	1250	1250	
Total load length/with passenger seat folded (mm)	1800/3000	1800/3000	1800/3000	1800/3000	2050/3250	1320/1805*	1780**
Width between wheel arches (mm)	1230	1230	1230	1230	1230	1230	1230
Number of seats	2	3	2	2	2	5	2
EXTERIOR DIMENSIONS (mm)							
Length/Wheelbase	4380/2728	4380/2728	4380/2728	4380/2728	4628/2728	4628/2728	4237/2728
Width/Height	1810/1812	1810/1812	1810/1812	1810/1834	1810/1834	1810/1834	1810/1822

DIESEL MODELS

DIESEL MODELS									
LX							XTR+	ENTERPRISE	
625 L1	625 L1	625 L1	625 L1	850 L1	750 L2	750 L2	625 L1	625 L1	850 L1
HDi 75 manual	HDi 90 manual	e-HDi 90 Airdream manual	e-HDi 90 Airdream ETG6	HDi 90 manual	HDi 90 manual	e-HDi 90 Airdream manual	HDi 90 manual	HDi 75 manual	HDi 90 manual
1560	1560	1560	1560	1560	1560	1560	1560	1560	1560
4 in line	4 in line	4 in line	4 in line	4 in line	4 in line	4 in line	4 in line	4 in line	4 in line
75.0 x 88.3	75.0 x 88.3	75.0 x 88.3	75.0 x 88.3	75.0 x 88.3	75.0 x 88.3	75.0 x 88.3	75.0 x 88.3	75.0 x 88.3	75.0 x 88.3
55.0/4000	66.0/4000	66.0/4000	66.0/4000	66.0/4000	66.0/4000	66.0/4000	66.0/4000	55.0/4000	66.0/4000
185/1500	215/1500	215/1500	215/1500	215/1500	215/1500	215/1500	215/1500	185/1500	215/1500
High pressure direct diesel injection									
Euro 5	Euro 5	Euro 5	Euro 5	Euro 5	Euro 5	Euro 5	Euro 5	Euro 5	Euro 5
Five speed manual	Five speed manual	Five speed manual	Six speed ETG	Five speed manual	Five speed manual	Five speed manual	Five speed manual	Five speed manual	Five speed manual
92	99	101	103	99	99	101	99	92	99
16.6	12.8	12.8	15.5	12.8	13.4	13.4	12.8	16.6	12.8
37.7	35.0	35.0	36.3	35.0	35.5	35.5	35.0	37.7	35.0
5.1 (55.4)	5.0 (56.5)	4.8 (58.9)	4.5 (62.8)	5.0 (56.5)	5.5 (51.4)	4.9 (57.6)	5.0 (56.5)	5.1 (55.4)	5.0 (56.5)
133	132	125	118	132	143	128	132	133	132
641	691	670	670	896	771	750	661	641	896
1304	1299	1320	1320	1299	1369	1390	1329	1304	1299
1945	1990	1990	1990	2195	2140	2140	1990	1945	2195
985	1150	1160	1160	950	1000	1010	1150	985	950
75	75	75	75	75	75	75	75	75	75
ABS standard on all models; Front brakes: Ventilated discs; Rear brakes: Solid discs									
Variable power assisted steering									
11.0									
Independent MacPherson type struts with triangulated lower wishbone suspension arms; coil springs; integral, telescopic, hydraulic dampers and anti-roll bar									
Independent trailing arm suspension with semi-deformable crossmember; coil springs; inclined shock absorbers on hydraulic mounts and anti-roll bar									
60 (13.2)									
3.3/3.7	3.3/3.7	3.3/3.7	3.3/3.7	3.3/3.7	3.7/4.1	3.7/4.1	3.3/3.7	3.3/3.7	3.3/3.7
1250	1250	1250	1250	1250	1250	1250	1250	1250	1250
1800/3000	1800/3000	1800/3000	1800/3000	1800/3000	2050/3250	2050/3250	1800/3000	1800/3000	1800/3000
1230	1230	1230	1230	1230	1230	1230	1230	1230	1230
3	3	3	3	3	3	3	3	3	3
4380/2728	4380/2728	4380/2728	4380/2728	4380/2728	4628/2728	4628/2728	4380/2728	4380/2728	4380/2728
1810/1812	1810/1812	1810/1812	1810/1812	1810/1834	1810/1834	1810/1834	1810/1842	1810/1812	1810/1834



Up to 4.1m³
load space with EXTENSO®
seat folded



Up to 896kg
payload on Panel Vans

* With rear seats in place/with rear seats folded and bulkhead slid forward.

** From back of front seats to end of frame.

MPG figures are achieved under official EU test conditions, intended as a guide for comparative purposes only, and may not reflect actual on-the-road driving conditions.

ADD PROTECTION, ADD PRACTICALITY, ADD INDIVIDUALITY. CITROËN BERLINGO ACCESSORIES MAKE YOUR BUSINESS TRANSPORT PERSONAL.

FROM MUDFLAPS TO ROOF RACKS, YOU'LL FIND THE ENHANCEMENTS YOU NEED IN A DIVERSE RANGE.

Visit www.accessories.citroen.co.uk to view the full range of Citroën Berlingo accessories.



> RUBBER MATS (FRONT PAIR)

A pair of heavy duty rubber mats protects your Citroën Berlingo's floor from muddy boots or wear and tear.



> WINDOW PROTECTION GRILLES

Durable secure rear window protection grilles protect your precious cargo.



> FIXED SWAN NECK TOWBALL

Designed to deliver the highest standards of safety and strength, this towing system expands your Citroën Berlingo's legendary versatility.



> ROOF RACKS & ROOF RACK LOAD ROLLER

Expand your Citroën Berlingo's carrying capacity and take the strain out of awkward, heavy loading with these inspired labour saving accessories.



> FRONT & REAR MUDFLAPS

Made to measure mudflaps protect bodywork and enhance safety in poor weather.



GREEN EFFICIENCY. CITROËN HAS BEEN PIONEERING CLEANER, MORE FUEL-EFFICIENT MOTORING, SUCH AS THE COMMON RAIL HDi ENGINES NOW FITTED IN ALL NEW CITROËN DIESELS, LONG BEFORE ALL THE HYPE...

CITROËN HAS ALWAYS BEEN AT THE FOREFRONT OF GREENER TECHNOLOGY AND THE CITROËN BERLINGO MAINTAINS THAT TRADITION. IT'S WHY WE ARE FOUR TIME WINNERS OF THE GREEN FLEET LCV MANUFACTURER OF THE YEAR, INCLUDING THEIR MOST RECENT, 2013 AWARD. TODAY, WE HAVE ONE OF THE UK'S WIDEST RANGES OF LOW EMISSION VEHICLES. WE ALSO PRODUCE ONE OF THE UK'S MOST ECONOMICAL LIGHT COMMERCIAL VEHICLES, THE CITROËN NEMO VAN.

We've been equipping more of our vehicles with more environmentally friendly breakthroughs, such as Stop & Start. Stop & Start puts the engine into idle mode as you decelerate and stops altogether as you come to a halt. The moment you take your foot off the brake, it restarts silently and without vibration. The results are a dramatic reduction in both fuel consumption and CO₂ emissions, combined with responsive performance wherever you go.

› AIRDREAM – A BENCHMARK

Citroën's environmental commitment and advanced efficiency are perfectly illustrated by Airdream. It's a benchmarking scheme that has three demanding criteria which a vehicle must achieve before it can wear the name. Firstly it must emit no more than 140g/km CO₂. Secondly it must be produced at a plant that meets the rigorous ISO 14001 certification and also it must be 95% recoverable. Only e-HDi, electric or Hybrid4 engined Citroëns currently qualify. It's no surprise that Citroën is one of the leaders in Europe for low CO₂ emissions.



GO LO CO₂ WITH B30

All Citroën HDi diesel vans run on 30% bio-diesel



Citroën is a leader in the manufacture of low CO₂ emissions vehicles



› THE AWARD WINNING CITROËN VAN RANGE

Citroën has an impressive range of vans to offer, full of innovations and technologies that raise the bar for comfort, safety, hard working efficiency and style. Our four model van range goes from the fabulously compact Citroën Nemo to the hugely versatile Citroën Relay and includes a number of Specialist models. Whichever you go for you'll get plenty of ingenious storage and business focused equipment, all designed to make your work easier and extra efficient.

DRIVE YOUR WAY. GET BEHIND THE WHEEL OF YOUR NEW CITROËN BERLINGO, WITH CITROËN'S RANGE OF FINANCE AND INSURANCE PRODUCTS.

ESSENTIAL CARE. CITROËNS ARE RENOWNED FOR THEIR RELIABILITY – AND THE CITROËN BERLINGO IS NO EXCEPTION.

WITH THE ADDED REASSURANCE OF A WARRANTY, ROUTINE SERVICING AND MAINTENANCE, AS WELL AS 24-HOUR ROADSIDE ASSISTANCE, YOU ARE PROTECTED.

FOR BUSINESS USERS

CITROËN CONTRACT MOTORING

HIRE PURCHASE

A tried and tested finance package that allows you to own your vehicle.

BUSINESS LEASE

An alternative to vehicle ownership that allows you to control your business cash flow and gain tax efficiencies.

LEASE PURCHASE

Own a vehicle with a finance solution that offers ultimate flexibility to complement your business cash flow.

CONTRACT HIRE

A non-ownership finance solution that keeps costs fixed and risks low.

FOR MORE INFORMATION ON CITROËN FLEET AND BUSINESS SALES, PLEASE CALL CITROËN FLEET CONNECT ON 08457 940 940 OR LOOK US UP AT WWW.CITROEN.CO.UK/FLEET

CITROËN INSURANCE

INSTANT COVER

To help you drive away your new van without delay, we offer Instant Cover insurance, providing you with 7 days comprehensive insurance, for free!

MOTOR INSURANCE

Citroën Insurance has been designed specifically for our vehicles. You don't just get repairs you get Citroën expertise, service, quality and parts. So, when the time comes to renew your insurance cover, call Citroën Insurance on 0870 024 2725.

Lines open 8am - 8pm weekdays, 9am - 5pm Saturdays. Max call charge from a BT landline is 8p per minute. Calls from other networks may vary. Alternatively, visit www.citroen.co.uk for more information or to apply online.

Citroën Insurance is underwritten by UK Insurance Ltd which is authorised and regulated by the Financial Conduct Authority. Citroën Insurance is a trading style of Banque PSA Finance UK of Quadrant House, Princess Way, Redhill, Surrey, RH1 1QA.

CITROËN WARRANTY

Every new Citroën van has the benefit of a 3 year* warranty package, plus a 5 year anti-perforation** warranty and a 2 year paint warranty.

* 2 years' unlimited warranty. No-fee customer option of 1 year's Dealer provided warranty, only on vans sourced from Citroën UK Limited. Note: Dealer provided warranty is limited to 100,000 miles for vans.

** Against all internal to external perforation to bodywork or underbody.

CITROËN ASSISTANCE

In response to a free telephone call in the UK, Citroën Assistance brings rapid expert roadside assistance to you in an emergency. It comes free of charge for a full year and operates 24 hours a day in all parts of the UK and Europe. Services include nationwide recovery for both van and passengers, a home call service, replacement vehicle, hotel accommodation and vehicle storage if required. Please note, Citroën Assistance only applies to incidents covered by the new vehicle warranty, and excludes non-vehicle faults, such as running out of fuel, mis-fuelling, loss of keys, lock-ins, road traffic accidents and punctures/wheel changes.

Full details are available on request from Citroën UK via cuk_contactcentre@citroen.com

CITROËN MAINTENANCE

From roadside assistance to replacing wear and tear parts or regular servicing, with Citroën Maintenance you have total peace of mind. For a one-off fee or low monthly payment, our experienced engineers will take care of your Citroën, whatever happens.

To find out more, contact your Citroën Dealer or Citroën Authorised Repairer.

CITROËN SERVICING

Available up to 1 year from your vehicle's registration date, but before its first chargeable service, a Citroën Servicing Package enables you to pay in advance for your vehicle's servicing needs for 3 years/35,000 miles.

For further information, please contact your Citroën Dealer.

GLOSSARY

› HIGH-PRESSURE DIRECT INJECTION DIESEL ENGINE

Our HDi diesel engines operate with the fuel under extremely high pressure, enabling microscopically precise injection control. With this level of management it's possible to inject at different times during the same engine stroke allowing total control over the combustion process. This has allowed our engineers to reduce carbon monoxide emissions by 40%, unburned hydrocarbons by 50% and engine particulates by 60%. Fuel consumption is 20% lower than a prechamber diesel engine, resulting in an equivalent reduction in CO₂ emissions and thanks to the torque available at low engine speed it could be argued that driveability is now better than in petrol engine vehicles.

› ANTI-LOCK BRAKING SYSTEM (ABS)

Computer-controlled braking assistance designed to prevent the wheels from locking under extreme braking. This enables the vehicle to continue being steered and therefore controlled during this braking incident.

› GUIDE-ME-HOME HEADLAMPS

Parking in the evening or in a poorly lit car park is made easier with Citroën's 'guide-me-home' system. On locking the vehicle the headlights stay on for a few seconds to allow you time to get to your front door or garage exit with sufficient illumination to navigate your way safely.

› CONNECTING BOX

Integrated Bluetooth® hands-free phone function with USB socket and jack to plug in a portable MP3 player.

› SMARTNAV

Smartnav is a unique journey management system, a touchscreen satellite navigation unit which uses real-time traffic and road incident data to provide the best available route, which is then updated in response to evolving traffic conditions. Destinations can be entered on-screen by address or postcode. Mapping updates and new speed camera locations are downloaded instantly to the vehicle, ensuring routes are planned using the latest information. The Trackstar feature enables a stolen vehicle to be tracked and located 24/7, every day of the year.

Smartnav comes with the following features as standard:

- 3 years' Smartnav Touchscreen routes, up to 100 routes per month
- 3 years' Trackstar Stolen Vehicle Tracking
- 3 years' automatically downloaded live traffic information
- 10 Personal Assistant Smartnav routes
- 3 months' Safe Speed safety camera alerts.

› GRIP CONTROL ESC SYSTEM

Electronic Stability Control (ESC) with traction control whose functionality can be adapted to driving conditions via a dashboard-mounted dial with 5 different modes: Standard ESC, Snow, All Road, Sand and ESC Off. The Grip Control ESC includes Hill Start Assist function, All Road Pack (underbody engine protection and half-cover wheel trims) and Michelin Agilis tyres (195/70 R15), whose suitability for all-terrain use optimises traction on a multitude of surfaces.

› ON-BOARD TRIP COMPUTER

Berlingo's multi-function on-board trip computer provides you with information at your fingertips. At the touch of a button you can view a range of data like fuel consumption, average speed and mileage possible at your current fuel level.

› EXTENSO®

The EXTENSO® modular folding passenger bench seat can be configured in three positions, for maximum flexibility:

› EXTENSO® MOBILE OFFICE POSITION

The middle seat folds forward so the area on the back of the middle seat can be used as a writing table with integral retaining strap. There is also a 7.5 litre storage compartment under the middle seat cushion, which can be padlocked for added security (not supplied).

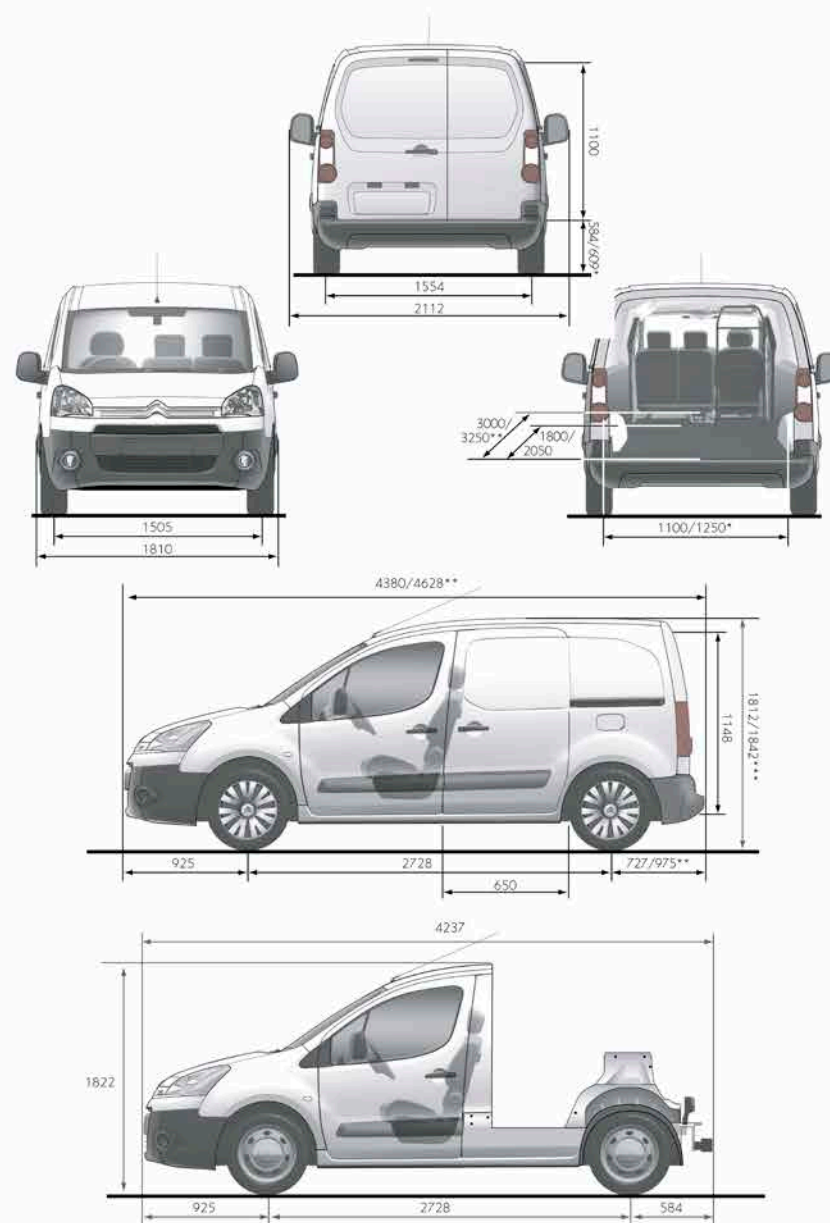
› EXTENSO® RETRACTED POSITION

The outer passenger seat can also be folded forward, and the whole of this seat can then be lowered into the floor. This EXTENSO® feature increases the load length of the Citroën Berlingo by 1200mm and its load volume by 0.4m³, allowing you to load longer items. The back of the seat has a protective metal shell which can support loads of up to 50kg.

› EXTENSO® FOLDAWAY POSITION

Alternatively, the base of the outer passenger seat can be lifted up to meet the seat back, in a similar way to a cinema seat, to create an extra space in the cabin area.

DIMENSIONS



* Load width when doors open min/max ** L1/L2 models
 *** Dependent on versions and options
 All measurements are in millimetres.



This brochure is made from paper from a well-managed forest. Citroën support responsible use of forest resources.

Please don't throw me away, give me to a friend or recycle me.

NOTE: Every endeavour has been made to ensure that the information and details contained in this brochure were accurate at the time of going to press January 2014. However the company reserves the right, whilst preserving the essential characteristics of the models described, to introduce at any time modifications, changes of details, equipment or accessories. Every effort will be made to bring this brochure up to date, but in order to avoid any misunderstandings please consult your Dealer. For full details of Citroën Care for Van and Driver, please see the full manufacturer's price list. The Citroën Website contains full information on all Citroën products and offers available in the UK, together with details of our environmental and recycling policies. The site address is: www.citroen.co.uk or you can contact Citroën directly via cuk_contactcentre@citroen.com

CITROËN prefers TOTAL

CITROËN UK Ltd. Pinley House, 2 Sunbeam Way, Coventry CV3 1ND.
www.citroen.co.uk

CRÉATIVE TECHNOLOGIE

